

# TRYPTIC SOY AGAR W/ NEUTRALISANT (TRIPLE BAG)

**INTENDED USE:**

TSA w/Neutralisant is used for the isolation of microorganisms from surfaces sanitized with quaternary ammonium compounds.

**PRINCIPLE AND INTERPRETATION:**

The unsupplemented medium is not used as a primary isolation medium for clinical applications.

In Tryptic Soy Agar, the combination of casein and soy peptones renders the medium nutritious by supplying organic nitrogen, particularly amino acids and longer-chained peptides. Sodium chloride maintains the osmotic equilibrium. The addition of the neutralizing agents TL (Tween 80 - Lecithin ) may inactivate a variety of disinfectants. The combination of lecithin and Tween 80 neutralizes the quaternary ammonium compounds. The Tween 80 neutralizes hexachlorophene and mercurial derivatives. Lecithin neutralizes chlorhexidine. Agar is the solidifying agent.

**COMPOSITION:**

Ingredients	Gr/Liter
Pancreatic digest of casein	15 gr
Enzymatic* digest of soya bean	5 gr
Sodium chloride	5 gr
Tween 80	5 gr
Lecithin	0,7 gr
Agar	15 gr

\*\*\*Formula adjusted, standardized to suit performance parameters

pH: 7,3 ± 0,2

**PRECAUTIONS:**

For professional use only. Do not use plates if they show evidence of microbial contamination, discoloration, drying, cracking or other signs of deterioration.

**TEST PROCEDURE:**

Refer to appropriate references for specific procedures using Tryptic Soy Agar w/ Neutralisant or environmental monitoring.

**QUALITY CONTROL:****1.Sterility Control:**

Incubation 2d at 30-35°C and 3d at 20-25°C: NO GROWTH

**2.Physical/Chemical Control**

pH: 7,3 ± 0,2

Appearance: Light amber

**3.Microbiological Control:** Incubation at 35± 2 °C;24-48 hours and 25±2 °C:5 d

Microorganism	Inoculum (CFU)	Results	
		Growth	Reaction
Bacillus subtilis ATCC 6633	10-100	Good	>70 %
Staphylococcus aureus ATCC 6538	10-100	Good	>70 %
Candida albicans ATCC 10231	10-100	Good	>70 %
Pseudomonas aeruginosa ATCC 9027	10-100	Good	>70 %
Aspergillus brasiliensis ATCC 16404	10-100	Good	>70 %
Escherichia coli ATCC 8739	10-100	Good	>70 %
Staphylococcus epidermidis ATCC 12228	10-100	Good	>70 %

**LIMITATIONS OF THE PROCEDURE:**

Due to nutritional variation, some strains may be encountered that grow poorly or fail to grow on this medium.

## STORAGE CONDITIONS AND SHELF LIFE:

Store the prepared medium at 2-12°C or 2-25°C. Use before expiry date on the label. Do not use beyond stated expiry date.

## DISPOSAL:

Incubated prepared medium may contain active bacteria and micro-organisms. Do not open infected medium. Infected plate should be autoclaved, incinerated or opened and soaked in a chlorine-based disinfectant (liquid bleach) for 20 minutes prior to disposal.

## PACKAGING:






**Katalog Number:** 02099

**Packaging:** Triple wrap/Gamma irradiated

**Content:** 10 plates/each package

## REFERENCES:

1. Abbott J. D. and Graham J. M. (1961) Mon. Bull. Min. Hlth Pub. Hlth Lab. Serv. 20. 51-58.
2. Barrow G. I. and Ellis C. (1962) Mon. Bull. Min. Hlth Pub. Hlth Lab. Serv. 21. 141-147.
3. Cooke G. T. and Daines C. F. (1964) Mon. Bull. Min. Hlth Publ. Hlth Lab. Serv. 23. 81-85.
4. Gillies R. R. (1964) J. Hyg. Camb. 62. 1-9.
5. Mitchell T. G. (1964) J. Appl. Bact. 27. 45-52.
6. Barnes Ella M. and Shrimpton D. H. (1958) J. Appl. Bact. 2. 313-329.
7. American Public Health Association (1978) Standard Methods for the Examination of Dairy Products. 14th Edn. APHA Inc. Washington DC.
8. Anon. (1987) J. Food Microbiol. 5. 291-296.
9. Lee K., Baron E.J., Summanen P. and Finegold S. (1990) J. Clin. Microbiol. 28. 1747-1750.
10. Beumer R.R., te Giffel M.C. and Cox L.J. (1997) Lett. Appl. Microbiol. 24. 421-425.
11. British Pharmacopoeia Volume II (2000)
12. US Pharmacopoeia XXX, (2008)
13. European Pharmacopoeia. 6.1 Edition (2008)
14. Japanese Pharmacopoeia. 15th Edition. (2006)

	Aseptic Sterile
	Batch Code
	Catalogue Number
	Negative Controls
	Positive Controls



Use by



Temperature  
Limitation



Do not reuse



Contains sufficient  
for <n> tests



Look at user manual



Manufacturer